

Annexure - I**Holding of specified securities (Statement Showing Shareholding Pattern)**

- 1 **Name of Listed Entity : SURBHI INDUSTRIES LIMITED**
- 2 Scrip Code / Name of Scrip / Class of Security 514260 / EQUITY
- 3 Share Holding Pattern Filed under: Reg. 31(1)(a) / Reg. 31(1)(b) / Reg.31(1)(c)
 - a. If under 31(1)(b) then indicate the report for Quarter ending 31st March 2024
 - b. If under 31(1)(c) then indicate date of allotment/extinguishment
- 4 Declaration: The Listed entity is required to submit the following declaration to the extent of submission of information:-

Particulars	Yes*	No*
1 Whether the Listed Entity has issued any partly paid up shares?		No
2 Whether the Listed Entity has issued any Convertible Securities or Warrants?		No
3 Whether the Listed Entity has any shares against which depository receipts are issued?		No
4 Whether the Listed Entity has any shares in locked-in?		No
5 Whether any shares held by promoters are pledge or otherwise encumbered?		No

5. The tabular format for disclosure of holding of specified securities is as follows:-




Table I

Category (I)	Category of Shareholder (II)	Nos. of Shareholders (III)	No. of fully paid up equity shares held (IV)	No. of Partly paid-up equity shares held (V)	No. of shares underlying Depository Receipts (VI)	Total nos. shares held (VII) = (IV)+(V)+(VI)	Shareholding as a % of total no. of shares (calculate as per SCRR, 1957) (VIII) As a % of (A+B+C2)	Number of Voting Rights held in each class of securities (IX)			No. of Underlying Outstanding convertible securities (including Warrants) (X)	Shareholding, as a % assuming full conversion of convertible securities (as a percentage of diluted share capital) (XI) = (VII)+(X) As a % of (A+B+C2)	Number of Locked in shares (XII)		Number of Shares pledged or otherwise encumbered		Number of equity shares held in dematerialized form (XIV)
								No of Voting		Total as a % of (A+B+C)			No.(a)	As a % of total Shares held (b)	No.(a)	As a % of total Shares held (b)	
								Class eg: X	Class eg: Y								
A.	PROMOTER & PROMOTER GROUP	28	2397768	0	0	2397768	69.76	2397768	0	2397768	69.76	0	0	0	0	2275268	
B.	PUBLIC	4561	1039632	0	0	1039632	30.24	1039632	0	1039632	30.24	0	0	0	0	173732	
C.	NON PROMOTER-NON PUBLIC	0	0	0	0	0	0	0	0	0	0	0	0	0	0	0	
Cl.	SHARES UNDERLYING DR	0	0	0	0	0	0	0	0	0	0	0	0	0	0	0	
C2.	SHARES HELD BY EMPLOYEE	0	0	0	0	0	0	0	0	0	0	0	0	0	0	0	
	Total	4589	3437400	0	0	3437400	100	3437400	0	3437400	100	0	0	0	0	2449000	



Table II

Table II - Statement showing shareholding pattern of the Promoter and Promoter Group															
Category & Name of the Shareholders (I)	Entity type i.e. promoter OR promoter group entity (except promoter)	PAN (II)	Nos. of Shareholder (III)	No. of fully paid up equity shares held (IV)	Partly paid-up equity shares held (V)	No. of shares underlying Depository Receipts (VI)	Total nos. shares held (VII) = IV + V + VI	Shareholding % calculated as per SCRR, 1957 (A+B+C2) (VIII)	Number of Voting Rights held in each class of securities (IX)			Shareholding, as a % assuming full conversion of convertible securities (as a percentage of diluted share capital) (XI) = (VII)+(X) as a % of A+B+C2	No. of Locked in shares (XII)	Number of Shares pledged or otherwise encumbered (XIII)	Number of equity shares held in dematerialized form (XIV)
									Class X	Class Y	Total				
I. INDIAN															
a. Individuals/Hindu undivided Family															
1 Ratilalbhai Parbatbhai Patel	Promoter	ABCPPI096N	27	2297768	0	0	2297768	66.84	2297768	2297768	66.84	0	0	0	2175268
2 Raviyibhai Parbatbhai Patel	Promoter	ABCPPO609H		135500	0	0	135500	3.94	135500	135500	3.94	0	0	0	135500
3 Vrajilalbhai Parbatbhai Patel	Promoter	ABCPPI095R		151900	0	0	151900	4.42	151900	151900	4.42	0	0	0	151900
4 Bipinkumar Jasmathbhai Patel	Promoter	ABCPPO546P		142800	0	0	142800	4.15	142800	142800	4.15	0	0	0	141000
5 Jarambhai Parbatbhai Patel	Promoter	ABCPPO548D		119000	0	0	119000	3.46	119000	119000	3.46	0	0	0	119000
6 Jasmathbhai Parbatbhai Patel	Promoter Group	ABCPPO540M		143200	0	0	143200	4.17	143200	143200	4.17	0	0	0	143200
7 Champaben Ratilal Patel	Promoter Group	ABCPPO607K		93800	0	0	93800	2.73	93800	93800	2.73	0	0	0	93800
8 Rasiabehn Raviyibhai Patel	Promoter Group	ABCPPO547N		106000	0	0	106000	3.08	106000	106000	3.08	0	0	0	106000
9 Gauriben Vrajilalbhai Patel	Promoter Group	ABCPPI094Q		113500	0	0	113500	3.30	113500	113500	3.30	0	0	0	113500
10 Ujiben Parbatbhai Patel	Promoter Group	ABCPPO539N		98600	0	0	98600	2.87	98600	98600	2.87	0	0	0	98600
11 Parvatiben Jasmathbhai Patel	Promoter Group	ABCPPO539N		104000	0	0	104000	3.03	104000	104000	3.03	0	0	0	104000
12 Narmadaben Jarambhai Patel	Promoter Group	ABCPPO608G		80800	0	0	80800	2.35	80800	80800	2.35	0	0	0	80800
13 Smitaben Bipinbhai. Patel	Promoter Group	AACHR6064F		77500	0	0	77500	2.25	77500	77500	2.25	0	0	0	77400
14 Ratilalbhai Parbatbhai Patel-HUF	Promoter Group	AACHR6064F		26000	0	0	26000	0.76	26000	26000	0.76	0	0	0	26000
15 Jaipa Dipesh Patel	Promoter Group	AITPP0955E		20500	0	0	20500	0.60	20500	20500	0.60	0	0	0	20500
16 Raviyibhai Parbatbhai Patel-HUF	Promoter Group	AACHR6063C		28000	0	0	28000	0.81	28000	28000	0.81	0	0	0	28000
17 Ritesh Raviyibhai Patel -HUF	Promoter Group	AANHR6890N		15000	0	0	15000	0.44	15000	15000	0.44	0	0	0	15000
18 Ritesh Raviyibhai Patel	Promoter Group	AISFP9927H		131110	0	0	131110	3.81	131110	131110	3.81	0	0	0	131110
19 Dipesh Ratilalbhai Patel	Promoter Group	AAVPP6926H		16600	0	0	16600	0.48	16600	16600	0.48	0	0	0	16600
20 Vrajilalbhai Parbatbhai Patel-HUF	Promoter Group	AABHV3216N		18000	0	0	18000	0.52	18000	18000	0.52	0	0	0	18000
21 Jarambhai Parbatbhai Patel-HUF	Promoter Group	AABHV3087P		29100	0	0	29100	0.85	29100	29100	0.85	0	0	0	29100
22 Rashesh Jasmathbhai Patel	Promoter Group	AFVPP6653D		102267	0	0	102267	2.98	102267	102267	2.98	0	0	0	102267
23 Vishal Raviyibhai Patel -HUF	Promoter Group	AAHHV7667P		30500	0	0	30500	0.89	30500	30500	0.89	0	0	0	30500
24 Vishal Raviyibhai Patel	Promoter Group	ASAPP4492K		101560	0	0	101560	2.95	101560	101560	2.95	0	0	0	101560
25 Naimish Vrajilal Patel	Promoter Group	BBTTP5765J		122624	0	0	122624	3.57	122624	122624	3.57	0	0	0	122624
26 Priyesh Vrajilal Patel	Promoter Group	BTCPP5176Q		118993	0	0	118993	3.46	118993	118993	3.46	0	0	0	118993
27 Sanket Bipinbhai Patel	Promoter Group	CSYPP7222D		124914	0	0	124914	3.63	124914	124914	3.63	0	0	0	124914
b. Central Government/ State Government(s)															
c. Financial Institutions/ Banks															
d. ANY OTHER															
1 SURBHI TEXTILE MILLS PRIVATE	Promoter Group	AADCS3608L	1	100000	0	0	100000	2.91	100000	100000	2.91	0	0	0	100000
Persons Acting Concert															
Sub-Total (A)(I)															
			28	2397768	0	0	2397768	69.76	2397768	2397768	69.76	0	0	0	2275268





Table II

Category & Name of the Shareholders (I)	Entity type i.e. promoter OR promoter group entity (except promoter)	PAN (II)	Nos. of Shareholder (III)	No. of fully paid up equity shares held (IV)	Partly paid-up equity shares held (V)	No. of shares underlying Depository Receipts (VI)	Total nos. shares held (VII) = IV + V + VI	Shareholding % calculated as per SCRR, 1957 as a % of (A+B+C2) (VIII)	Number of Voting Rights held in each class of securities (IX)			No. of Shares Underlying Outstanding convertible securities (including Warrants) (X)	Shareholding, as a % assuming full conversion of convertible securities (as a percentage of diluted share capital) (XI) = (VII)+(X) as a % of A+B+C2	Number of Locked in shares (XII)		Number of Shares pledged or otherwise encumbered (XIII)	Number of equity shares held in dematerialized form (XIV)
									Class X	Class Y	Total			No.(a)	As a % of total Shares held (b)		
2. FOREIGN																	
a. Individuals (Non-Resident Individuals/ Foreign Individuals)			0	0	0	0	0	0.00	0	0	0	0	0	0	0	0	0
b. Government			0	0	0	0	0	0.00	0	0	0	0	0	0	0	0	0
c. Institutions			0	0	0	0	0	0.00	0	0	0	0	0	0	0	0	0
d. Foreign Portfolio Investor			0	0	0	0	0	0.00	0	0	0	0	0	0	0	0	0
f. ANY OTHER			0	0	0	0	0	0.00	0	0	0	0	0	0	0	0	0
Sub-Total (A)(2)									2397768	0	2397768	69.76	0	0	0	0	2275268
Total Shareholding of Promoter and Promoter Group (A) = (A)(1)+(A)(2)			28	2397768	0	0	2397768	69.76	2397768	0	2397768	69.76	0	0	0	0	2275268

Details of Shares which remain unclaimed may be given along with details such as number of shareholders, outstanding shares held in demat/unclaimed suspense account, voting rights which are frozen etc.




Table III

Table III - Statement showing shareholding pattern of the Public shareholder

Category & Name of the Shareholders (I)	PAN (II)	Nos. of Shareholder (III)	No. of fully paid up equity shares held (IV)	Partly paid-up equity shares held (V)	No. of shares underlying Depository Receipts (VI)	Total nos. shares held (VII) = (IV) + (V) + (VI)	Shareholding % calculated as per SCRR, 1957 As a % of (A+B+C2) (VIII)	Number of Voting Rights held in each class of securities (IX)			No. of Shares Underlying Outstanding convertible securities (including Warrants) (X)	Total Shareholding, as a % assuming full conversion of convertible securities (as a percentage of diluted share capital) (XI)	Number of Locked in shares (XII)	Number of Shares pledged or otherwise encumbered (XIII)		Number of equity shares held in dematerialized form (XIV)	
								Class X	Class Y	Total				No.(a) (Not applicable)	As a % of total held (b) (e) (b)		
1. INSTITUTIONS		0	0	0	0	0	0.00	0	0	0	0	0	0	0	0	0	
a. Mutual Funds/ Names:																	
b. Venture Capital Funds		0	0	0	0	0	0.00	0	0	0	0	0	0	0	0	0	0
c. Alternate Investment Funds		0	0	0	0	0	0.00	0	0	0	0	0	0	0	0	0	0
d. Foreign Venture Capital Investors		0	0	0	0	0	0.00	0	0	0	0	0	0	0	0	0	0
e. Foreign Portfolio Investors		0	0	0	0	0	0.00	0	0	0	0	0	0	0	0	0	0
f. Financial Institutions/Banks		0	0	0	0	0	0.00	0	0	0	0	0	0	0	0	0	0
g. Insurance Companies		0	0	0	0	0	0.00	0	0	0	0	0	0	0	0	0	0
h. Provident Funds/Pension Funds		0	0	0	0	0	0.00	0	0	0	0	0	0	0	0	0	0
i. ANY OTHER		0	0	0	0	0	0.00	0	0	0	0	0	0	0	0	0	0
CENTRAL GOVERNMENT/STATE GOVERNMENT(S)		0	0	0	0	0	0.00	0	0	0	0	0	0	0	0	0	0
FOREIGN INSTITUTIONAL INVESTORS		0	0	0	0	0	0.00	0	0	0	0	0	0	0	0	0	0
FOREIGN FINANCIAL INSTITUTIONS		0	0	0	0	0	0.00	0	0	0	0	0	0	0	0	0	0
Sub-Total (B)(1)		0	0	0	0	0	0.00	0	0	0	0	0	0	0	0	0	0
2. Central Government/ State Government(s)/ President of India		0	0	0	0	0	0.00	0	0	0	0	0	0	0	0	0	0
Sub-Total (B)(2)		0	0	0	0	0	0.00	0	0	0	0	0	0	0	0	0	0

Table III

Category & Name of the Shareholders (I)	PAN (II)	Nos. of Shareholder (III)	No. of fully paid up equity shares held (IV)	Partly paid-up equity shares held (V)	No. of shares underlying Depository Receipts (VI)	Total nos. shares held (VII) = (IV) + (V) + (VI)	Shareholding % calculated as per SCRR, 1957 As a % of (A+B+C2) (VIII)	Number of Voting Rights held in each class of securities (IX)			No. of Underlying Shares Outstanding convertible securities (including Warrants) (X)	Total Shareholding as a % assuming full conversion of convertible securities (as a percentage of diluted share capital) (XI)	Number of Locked shares (XII)	Number of Shares pledged or otherwise encumbered (XIII)	Number of equity shares held in dematerialized form (XIV)
								Class X	Class Y	Total					
3. NON-INSTITUTIONS															
a. INDIVIDUALS -															
I. Individual shareholders holding nominal share capital up to Rs. 2 lakhs.		4550	808232	0	0	808232	23.51	808232	23.51	0	0	0	0	0	25832
II. Individual shareholders holding nominal share capital in excess of Rs. 2 lakhs.		4	225600	0	0	225600	6.56	225600	6.56	0	0	0	0	0	147500
NAMES															
1 V. P. BHATT	APYPB9223P		115500	0	0	115500	3.36	115500	3.36	0	0	0	0	0	115500
2 AMIT GOVINDBHAI VIRATIA	AFTPV042IQ		54000	0	0	54000	1.57	54000	1.57	0	0	0	0	0	0
b. NBFCs registered with RBI															
c. Employee Trusts															
d. Overseas Depositories (holding DRs) (balancing figure)															
e. ANY OTHER															
BODIES CORPORATE		6	5400	0	0	5400	0.16	5400	0.16	0	0	0	0	0	0
NON RESIDENT INDIANS		0	0	0	0	0	0.00	0	0	0	0	0	0	0	0
Names:															
CLEARING MEMBERS		1	400	0	0	400	0.01	400	0.01	0	0	0	0	0	400
HINDU UNDIVIDED FAMILIES		0	0	0	0	0	0.00	0	0.00	0	0	0	0	0	0
OTHERS		0	0	0	0	0	0.00	0	0	0	0	0	0	0	0
FOREIGN CORPORATE BODIES		0	0	0	0	0	0.00	0	0	0	0	0	0	0	0
ESOPs/ ESOS/ESPS EMPLOYEE SHARE HOLDERS		0	0	0	0	0	0.00	0	0	0	0	0	0	0	0
Sub-Total (B)(3)		4561	1039632	0	0	1039632	30.24	1039632	30.24	0	0	0	0	0	173732
Total Public Shareholding (B) = (B)(1)+(B)(2)+(B)(3)															

Details of the shareholders acting as persons in Concert including their Shareholding (No. and %):

Details of Shares which remain unclaimed may be given hear along with details such as number of shareholders, outstanding shares held in demat/unclaimed suspense account, voting rights which are frozen etc.



Table IV

Table IV - Statement showing shareholding pattern of the Non Promoter- Non Public shareholder

Category & Name of the Shareholders (I)	PAN (II)	Nos. of Shareholder (III)	No. of fully paid up equity shares held (IV)	Partly paid-up equity shares held (V)	No. of shares underlying Depository Receipts (VI)	Total nos. shares held (VII = IV + V + VI)	Shareholding % calculated as per SCRR, 1957 As a % of (A+B+C2) (VIII)	Number of Voting Rights held in each class of securities (IX)			No. of Shares Underlying Outstanding convertible securities (including Warrants) (X)	Total Shareholding, as a % assuming full conversion of convertible securities (as a percentage of diluted share capital)	Number of Locked in shares (XII)		Number of Shares pledged or otherwise encumbered (XIII)		Number of equity shares held in dematerialized form (XIV) (Not applicable)
								No of Voting Rights Class X	No of Voting Rights Class Y	Total Voting Rights			No.(a)	As a % of total Shares held (b)	No.(a)	As a % of total Shares held (Not applicable) (b)	
1. Custodian/DR Holder Employee Benefit Trust (under SEBI (Share based Employee Benefit) Regulations, 2014)		0	0	0	0	0	0	0	0	0	0	0	0	0	0	0	0
2. Total Non-Promoter- Non Public Shareholding (C)=(XII)+(XIII)		0	0	0	0	0	0	0	0	0	0	0	0	0	0	0	0






Table V - STATEMENT SHOWING DETAILS OF SIGNIFICANT BENEFICIAL OWNERS

Sr. No	Details of the significant beneficial owner (I)				Details of the registered owner (II)				Details of holding/ exercise of right of the SBO in the reporting company, whether direct or indirect *: (III)				Date of creation / acquisition of significant beneficial interest* (IV)
	Name	PAN/Passport No. in case of a foreign national	Nationality	Name	PAN/Passport No. in case of a foreign national	Nationality	Shares %	Voting rights %	Rights on distributable dividend or any other distribution	Exercise of control	Exercise of significant influence	Whether by virtue of:	

Annexure - B

Table VI - Statement showing foreign ownership limits

Particular	Approved Limits %	Limits Utilized %
As on shareholding date	100	0
As on the end of previous 1st quarter	100	0
As on the end of previous 2nd quarter	100	0
As on the end of previous 3rd quarter	100	0
As on the end of previous 4th quarter	100	0

Notes :-

1) "Approved Limits (%)" means the limit approved by Board of Directors / shareholders of the Listed entity. In case the listed entity has no Board approved limit, provide details of sectoral / statutory cap prescribed by Government / Regulatory Authorities

2) Details of Foreign ownership includes foreign ownership / investments as specified in Rule 2(s) of the Foreign Exchange Management (Non-debt Instruments) Rules, 2019, made under the Foreign Exchange Management Act, 1999.