

Annexure - I**Holding of specified securities (Statement Showing Shareholding Pattern)****1 Name of Listed Entity : SURBHI INDUSTRIES LIMITED****2 Scrip Code / Name of Scrip / Class of Security** 514260 / EQUITY**3 Share Holding Pattern Filed under:** Reg. 31(1)(a) / Reg. 31(1)(b) / Reg.31(1)(c)

a. If under 31(1)(b) then indicate the report for Quarter ending 30th September 2023

b. If under 31(1)(c) then indicate date of allotment/extinguishment

4 Declaration: The Listed entity is required to submit the following declaration to the extent of submission of information:-

| Particulars | Yes* | No* |
|--|------|-----|
| 1 Whether the Listed Entity has issued any partly paid up shares? | | No |
| 2 Whether the Listed Entity has issued any Convertible Securities or Warrants? | | No |
| 3 Whether the Listed Entity has any shares against which depository receipts are issued? | | No |
| 4 Whether the Listed Entity has any shares in locked-in? | | No |
| 5 Whether any shares held by promoters are pledge or otherwise encumbered? | | No |


5. The tabular format for disclosure of holding of specified securities is as follows:-

Table I

| Category (I) | Category of Shareholder (II) | Nos. of Shareholders (III) | No. of fully paid up equity shares held (IV) | No. of Partly paid-up equity shares held (V) | No. of shares underlying Depository Receipts (VI) | Total nos. shares held (VII) = (IV)+(V)+(VI) | Shareholding as a % of total no. of shares (calculate as per SCRR, 1957) (VIII) As a % of (A+B+C2) | Number of Voting Rights held in each class of securities (IX) | | | No. of Shares Underlying Outstanding convertible securities (including Warrants) (X) (XI) = (VII)+(X) As a % of (A+B+C2) | Number of Locked in shares (XII) | | Number of Shares pledged or otherwise encumbered | | Number of equity shares held in dematerialized form (XIV) | |
|--------------|------------------------------|----------------------------|--|--|---|--|--|---|-------------|-------|--|----------------------------------|--------|--|---------|---|---------------------------------|
| | | | | | | | | No of Voting | | | | Total as a % of (A+B+C) | No.(a) | As a % of total Shares held (b) | No.(a) | | As a % of total Shares held (b) |
| | | | | | | | | Class eg: X | Class eg: Y | Total | | | | | | | |
| A. | PROMOTER & PROMOTER GROUP | 28 | 2282658 | 0 | 0 | 2282658 | 66.41 | 2282658 | 0 | 66.41 | 0 | 0 | 0 | 0 | 2160158 | | |
| B. | PUBLIC | 4563 | 1154742 | 0 | 0 | 1154742 | 33.59 | 1154742 | 0 | 33.59 | 0 | 0 | 0 | 0 | 285842 | | |
| C. | NON PROMOTER-NON PUBLIC | 0 | 0 | 0 | 0 | 0 | 0 | 0 | 0 | 0 | 0 | 0 | 0 | 0 | 0 | | |
| C1. | SHARES UNDERLYING DRS | 0 | 0 | 0 | 0 | 0 | 0 | 0 | 0 | 0 | 0 | 0 | 0 | 0 | 0 | | |
| C2. | SHARES HELD BY EMPLOYEE | 0 | 0 | 0 | 0 | 0 | 0 | 0 | 0 | 0 | 0 | 0 | 0 | 0 | 0 | | |
| | Total | 4591 | 3437400 | 0 | 0 | 3437400 | 100 | 3437400 | 0 | 100 | 0 | 0 | 0 | 0 | 2446000 | | |



Table II

| Table II - Statement showing shareholding pattern of the Promoter and Promoter Group | | | | | | | | | | | | | | | |
|--|--|-------------|---------------------------|--|---------------------------------------|---|--|---|---|---------------------|---|--|----------------------------------|---|---|
| Category & Name of the Shareholders (I) | Entity type i.e. promoter OR promoter group entity (except promoter) | PAN (II) | Nos. of Shareholder (III) | No. of fully paid up equity shares held (IV) | Partly paid-up equity shares held (V) | No. of shares underlying Depository Receipts (VI) | Total nos. shares held (VII = IV + V + VI) | Shareholding % calculated as per SCRR, 1957 As a % of (A+B+C2) (VIII) | Number of Voting Rights held in each class of securities (IX) | | Shareholding as a % assuming full conversion of convertible securities (as a percentage of diluted share capital) (XI) = (VII)+(X) as a % of A+B+C2 | No. of Shares Underlying Outstanding convertible securities (including Warrants) (X) | Number of Locked in shares (XII) | Number of Shares pledged or otherwise encumbered (XIII) | Number of equity shares held in dematerialized form (XIV) |
| | | | | | | | | | No of Class X | Total Voting Rights | | | | | |
| 1. INDIAN | | | | | | | | | | | | | | | |
| a. Individuals/Hindu undivided Family | | | 27 | 2182658 | 0 | 0 | 2182658 | 63.5 | 2182658 | 63.5 | | 0 | 0 | 0 | 2060158 |
| 1 Ratilalbhai Parbatbhai Patel | Promoter | ABCPPI096N | | 135500 | 0 | 0 | 135500 | 3.94 | 135500 | 3.94 | | 0 | 0 | 0 | 135500 |
| 2 Ravjibhai Parbatbhai Patel | Promoter | ABCPPI0609H | | 151900 | 0 | 0 | 151900 | 4.42 | 151900 | 4.42 | | 0 | 0 | 0 | 151900 |
| 3 Vrajilalbhai Parbatbhai Patel | Promoter | ABCPPI095R | | 142800 | 0 | 0 | 142800 | 4.15 | 142800 | 4.15 | | 0 | 0 | 0 | 141000 |
| 4 Bipinkumar Jasmathbhai Patel | Promoter | ABCPPI0546P | | 119000 | 0 | 0 | 119000 | 3.46 | 119000 | 3.46 | | 0 | 0 | 0 | 119000 |
| 5 Jerambhai Parbatbhai Patel | Promoter | ABCPPI0548D | | 143200 | 0 | 0 | 143200 | 4.17 | 143200 | 4.17 | | 0 | 0 | 0 | 143200 |
| 6 Jasmathbhai Parbatbhai Patel | Promoter Group | ABCPPI0540M | | 93800 | 0 | 0 | 93800 | 2.73 | 93800 | 2.73 | | 0 | 0 | 0 | 93800 |
| 7 Champaben Ratilal Patel | Promoter Group | ABCPPI0607K | | 106000 | 0 | 0 | 106000 | 3.08 | 106000 | 3.08 | | 0 | 0 | 0 | 106000 |
| 8 Rasilaben Ravjibhai Patel | Promoter Group | ABCPPI0547N | | 113500 | 0 | 0 | 113500 | 3.30 | 113500 | 3.30 | | 0 | 0 | 0 | 113500 |
| 9 Gauriben Vrajilalbhai Patel | Promoter Group | ABCPPI094Q | | 98600 | 0 | 0 | 98600 | 2.87 | 98600 | 2.87 | | 0 | 0 | 0 | 98600 |
| 10 Ljiben Parbatbhai Patel | Promoter Group | ABCPPI097P | | 104000 | 0 | 0 | 104000 | 3.03 | 104000 | 3.03 | | 0 | 0 | 0 | 0 |
| 11 Parvatiben Jasmathbhai Patel | Promoter Group | ABCPPI0539N | | 46000 | 0 | 0 | 46000 | 1.34 | 46000 | 1.34 | | 0 | 0 | 0 | 46000 |
| 12 Namadaben Jerambhai Patel | Promoter Group | ABCPPI0608G | | 80800 | 0 | 0 | 80800 | 2.35 | 80800 | 2.35 | | 0 | 0 | 0 | 80800 |
| 13 Smitaben Bipinbhai Patel | Promoter Group | ABCPPI0549C | | 77500 | 0 | 0 | 77500 | 2.25 | 77500 | 2.25 | | 0 | 0 | 0 | 77400 |
| 14 Ratilalbhai Parbatbhai Patel-HUF | Promoter Group | AACHR6064F | | 26000 | 0 | 0 | 26000 | 0.76 | 26000 | 0.76 | | 0 | 0 | 0 | 26000 |
| 15 Jaipa Dipesh Patel | Promoter Group | AITPP0955E | | 20500 | 0 | 0 | 20500 | 0.60 | 20500 | 0.60 | | 0 | 0 | 0 | 20500 |
| 16 Ravjibhai Parbatbhai Patel-HUF | Promoter Group | AACHR6063C | | 28000 | 0 | 0 | 28000 | 0.81 | 28000 | 0.81 | | 0 | 0 | 0 | 28000 |
| 17 Ritesh Ravjibhai Patel -HUF | Promoter Group | AANHR6890N | | 15000 | 0 | 0 | 15000 | 0.44 | 15000 | 0.44 | | 0 | 0 | 0 | 15000 |
| 18 Ritesh Ravjibhai Patel | Promoter Group | AISPP9927H | | 102000 | 0 | 0 | 102000 | 2.97 | 102000 | 2.97 | | 0 | 0 | 0 | 102000 |
| 19 Dipesh Ratilalbhai Patel | Promoter Group | AAVPP6926H | | 16600 | 0 | 0 | 16600 | 0.48 | 16600 | 0.48 | | 0 | 0 | 0 | 0 |
| 20 Vrajilalbhai Parbatbhai Patel-HUF | Promoter Group | AABHV3216N | | 18000 | 0 | 0 | 18000 | 0.52 | 18000 | 0.52 | | 0 | 0 | 0 | 18000 |
| 21 Jerambhai Parbatbhai Patel-HUF | Promoter Group | AABHV3087P | | 29100 | 0 | 0 | 29100 | 0.85 | 29100 | 0.85 | | 0 | 0 | 0 | 29100 |
| 22 Rashesh Jasmathbhai Patel | Promoter Group | AFVPP6632D | | 102267 | 0 | 0 | 102267 | 2.98 | 102267 | 2.98 | | 0 | 0 | 0 | 102267 |
| 23 Vishal Ravjibhai Patel -HUF | Promoter Group | AAHHV7667P | | 30500 | 0 | 0 | 30500 | 0.89 | 30500 | 0.89 | | 0 | 0 | 0 | 30500 |
| 24 Vishal Ravjibhai Patel | Promoter Group | ASAPP492K | | 101560 | 0 | 0 | 101560 | 2.95 | 101560 | 2.95 | | 0 | 0 | 0 | 101560 |
| 25 Naimish Vrajilal Patel | Promoter Group | BBTPP5765J | | 95624 | 0 | 0 | 95624 | 2.78 | 95624 | 2.78 | | 0 | 0 | 0 | 95624 |
| 26 Priyesh Vrajilal Patel | Promoter Group | BTCPP5176Q | | 86993 | 0 | 0 | 86993 | 2.53 | 86993 | 2.53 | | 0 | 0 | 0 | 86993 |
| 27 Sanket Bipinbhai Patel | Promoter Group | CSYPP7222D | | 97914 | 0 | 0 | 97914 | 2.85 | 97914 | 2.85 | | 0 | 0 | 0 | 97914 |
| b. Central Government/ State Government(s) | | | | | | | | | | | | | | | |
| c. Financial Institutions/Banks | | | | | | | | | | | | | | | |
| d. ANY OTHER | | | 1 | 100000 | 0 | 0 | 100000 | 2.91 | 100000 | 2.91 | | 0 | 0 | 0 | 100000 |
| 1 SURBHI TEXTILE MILLS PRIVATE | Promoter Group | AADCS3608L | | 100000 | 0 | 0 | 100000 | 2.91 | 100000 | 2.91 | | 0 | 0 | 0 | 100000 |
| Persons Acting Concert | | | | | | | | | | | | | | | |
| Sub-Total (A)(C) | | | 28 | 2282658 | 0 | 0 | 2282658 | 66.41 | 2282658 | 66.41 | | 0 | 0 | 0 | 2160158 |




Table II

| Category & Name of the Shareholders (I) | Entity type i.e. promoter OR promoter group entity (except promoter) | PAN (II) | Nos. of Shareholder (III) | No. of fully paid up equity shares held (IV) | Partly paid-up equity shares held (V) | No. of shares underlying Depository Receipts (VI) | Total nos. shares held (VII) = IV + V + VI | Shareholding % calculated as per SCRR, 1957 As a % of (A+B+C2) (VIII) | Number of Voting Rights held in each class of securities (IX) | | | No. of Shares Underlying Outstanding convertible securities (including Warrants) (X) | Shareholding, full convertible securities (as a percentage of diluted share capital) (XI) = (VII)+(X) as a % of A+B+C2 | Number of Locked in shares (XII) | | Number of Shares pledged or otherwise encumbered (XIII) | | Number of equity shares held in dematerialized form (XIV) |
|--|--|----------|---------------------------|--|---------------------------------------|---|--|---|---|---------------|---------------------|--|--|----------------------------------|---------------------------------|---|---------------------------------|---|
| | | | | | | | | | No of Class X | No of Class Y | Total Voting rights | | | No.(a) | As a % of total Shares held (b) | No.(a) | As a % of total Shares held (b) | |
| 2. FOREIGN | | | | | | | | | | | | | | | | | | |
| a. Individuals (Non-Resident Individuals/ Foreign Individuals) | | | 0 | 0 | 0 | 0 | 0 | 0.00 | 0 | 0 | 0 | 0 | 0 | 0 | 0 | 0 | 0 | 0 |
| b. Government | | | 0 | 0 | 0 | 0 | 0 | 0.00 | 0 | 0 | 0 | 0 | 0 | 0 | 0 | 0 | 0 | 0 |
| c. Institutions | | | 0 | 0 | 0 | 0 | 0 | 0.00 | 0 | 0 | 0 | 0 | 0 | 0 | 0 | 0 | 0 | 0 |
| d. Foreign Portfolio Investor | | | 0 | 0 | 0 | 0 | 0 | 0.00 | 0 | 0 | 0 | 0 | 0 | 0 | 0 | 0 | 0 | 0 |
| e. ANY OTHER | | | 0 | 0 | 0 | 0 | 0 | 0.00 | 0 | 0 | 0 | 0 | 0 | 0 | 0 | 0 | 0 | 0 |
| f. Sub-Total (A)(2) | | | 0 | 0 | 0 | 0 | 0 | 0.00 | 0 | 0 | 0 | 0 | 0 | 0 | 0.00 | 0 | 0 | 0 |
| Total Shareholding of Promoter and Promoter Group (A) = (A)(1)+(A)(2) | | | 28 | 2282658 | 0 | 0 | 2282658 | 66.41 | 2282658 | 0 | 2282658 | 66.41 | 0 | 0 | 0 | 0 | 0 | 2160158 |

Details of Shares which remain unclaimed may be given hear along with details such as number of shareholders, outstanding shares held in demat/unclaimed suspense account, voting rights which are frozen etc.





Table III

Table III - Statement showing shareholding pattern of the Public shareholder

| Category & Name of the Shareholders (I) | PAN (II) | Nos. of Shareholder (III) | No. of fully paid up equity shares held (IV) | Partly paid-up equity shares held (V) | No. of shares underlying Depository Receipts (VI) | Total nos. shares held (VII) = IV + V + VI | Shareholding % as calculated per SCRR, 1957 (A+B+C2) (VIII) | Number of Voting Rights held in each class of securities (IX) | | | Total Shareholding, as a % assuming full conversion of convertible securities (as a percentage of diluted share capital) (XI) | Number of Locked in shares (XII) | | Number of Shares pledged or otherwise encumbered (XIII) | | Number of equity shares held in dematerialized form (XIV) |
|--|----------|---------------------------|--|---------------------------------------|---|--|---|---|---------|-------|---|----------------------------------|---------------------------------|---|---------------------------------|---|
| | | | | | | | | Class X | Class Y | Total | | No.(a) | As a % of total Shares held (b) | No.(a) | As a % of total Shares held (b) | |
| 1. INSTITUTIONS | | 0 | 0 | 0 | 0 | 0 | 0.00 | 0 | 0 | 0 | 0 | 0 | 0 | 0 | 0 | 0 |
| a. Mutual Funds/ Names: | | | | | | | | | | | | | | | | |
| b. Venture Capital Funds | | 0 | 0 | 0 | 0 | 0 | 0.00 | 0 | 0 | 0 | 0 | 0 | 0 | 0 | 0 | 0 |
| c. Alternate Investment Funds | | 0 | 0 | 0 | 0 | 0 | 0.00 | 0 | 0 | 0 | 0 | 0 | 0 | 0 | 0 | 0 |
| d. Foreign Venture Capital Investors | | 0 | 0 | 0 | 0 | 0 | 0.00 | 0 | 0 | 0 | 0 | 0 | 0 | 0 | 0 | 0 |
| e. Foreign Portfolio Investors | | 0 | 0 | 0 | 0 | 0 | 0.00 | 0 | 0 | 0 | 0 | 0 | 0 | 0 | 0 | 0 |
| f. Financial Institutions/Banks | | 0 | 0 | 0 | 0 | 0 | 0.00 | 0 | 0 | 0 | 0 | 0 | 0 | 0 | 0 | 0 |
| g. Insurance Companies | | 0 | 0 | 0 | 0 | 0 | 0.00 | 0 | 0 | 0 | 0 | 0 | 0 | 0 | 0 | 0 |
| h. Provident Funds/Pension Funds | | 0 | 0 | 0 | 0 | 0 | 0.00 | 0 | 0 | 0 | 0 | 0 | 0 | 0 | 0 | 0 |
| i. ANY OTHER | | 0 | 0 | 0 | 0 | 0 | 0.00 | 0 | 0 | 0 | 0 | 0 | 0 | 0 | 0 | 0 |
| CENTRAL GOVERNMENT/STATE GOVERNMENT(S) | | 0 | 0 | 0 | 0 | 0 | 0.00 | 0 | 0 | 0 | 0 | 0 | 0 | 0 | 0 | 0 |
| FOREIGN INSTITUTIONAL INVESTORS | | 0 | 0 | 0 | 0 | 0 | 0.00 | 0 | 0 | 0 | 0 | 0 | 0 | 0 | 0 | 0 |
| FOREIGN FINANCIAL INSTITUTIONS | | 0 | 0 | 0 | 0 | 0 | 0.00 | 0 | 0 | 0 | 0 | 0 | 0 | 0 | 0 | 0 |
| Sub-Total (B)(1) | | 0 | 0 | 0 | 0 | 0 | 0.00 | 0 | 0 | 0 | 0 | 0 | 0 | 0 | 0 | 0 |
| 2. Central Government/ State Government(s)/ President of India | | 0 | 0 | 0 | 0 | 0 | 0.00 | 0 | 0 | 0 | 0 | 0 | 0 | 0 | 0 | 0 |
| Sub-Total (B)(2) | | 0 | 0 | 0 | 0 | 0 | 0.00 | 0 | 0 | 0 | 0 | 0 | 0 | 0 | 0 | 0 |

Table III

| Category & Name of the Shareholders (I) | PAN (II) | Nos. of Shareholder (III) | No. of fully paid up equity shares held (IV) | Partly paid-up equity shares held (V) | No. of shares underlying Depository Receipts (VI) | Total nos. shares held (VII) = IV + V + VI | Shareholding % as per SCRR, 1957 (As a % of (A+B+C2)) (VIII) | Number of Voting Rights held in each class of securities (IX) | | | Total as a % of Total Voting rights (X) | No. of Shares Underlying Outstanding convertible securities (including Warrants) (X) | Total Shareholding, assuming full conversion of convertible securities (as a percentage of diluted share capital) (XI) | Number of Locked in shares (XII) | | Number of Shares pledged or otherwise encumbered (XIII) | | Number of equity shares held in dematerialized form (XIV) |
|---|------------|---------------------------|--|---------------------------------------|---|--|--|---|---------|---------|---|--|--|----------------------------------|---------------------------------|---|---------------------------------|---|
| | | | | | | | | Class X | Class Y | Total | | | | No. (a) | As a % of total Shares held (b) | No. (a) | As a % of total Shares held (b) | |
| 3. NON-INSTITUTIONS | | | | | | | | | | | | | | | | | | |
| a. INDIVIDUALS - | | | | | | | | | | | | | | | | | | |
| I. Individual shareholders holding nominal share capital up to Rs. 2 lakhs. | | 4549 | 789595 | 0 | 0 | 789595 | 22.97 | 789595 | | 789595 | 22.97 | 0 | 0 | 0 | 0 | 0 | 0 | 4195 |
| II. Individual shareholders holding nominal share capital in excess of Rs. 2 lakhs. | | 6 | 359297 | 0 | 0 | 359297 | 10.45 | 359297 | | 359297 | 10.45 | 0 | 0 | 0 | 0 | 0 | 0 | 281197 |
| NAME'S | | | | | | | | | | | | | | | | | | |
| 1. V. P. BHATT | APYBP9223P | | 115500 | 0 | 0 | 115500 | 3.36 | 115500 | | 115500 | 3.36 | 0 | 0 | 0 | 0 | 0 | 0 | 115500 |
| 2. AMIT GOVINDBHAI VIRATIA | AFTPV0421Q | | 54000 | 0 | 0 | 54000 | 1.57 | 54000 | | 54000 | 1.57 | 0 | 0 | 0 | 0 | 0 | 0 | 0 |
| 3. NAVEEN DURLABHIBHAI RAMOLIYA | AETPR1613R | | 63999 | 0 | 0 | 63999 | 1.86 | 63999 | | 63999 | 1.86 | 0 | 0 | 0 | 0 | 0 | 0 | 63999 |
| 4. VIBHA NAVNEET RAMOLIYA | AHQPR3663M | | 69698 | 0 | 0 | 69698 | 2.03 | 69698 | | 69698 | 2.03 | 0 | 0 | 0 | 0 | 0 | 0 | 69698 |
| b. NBFCs registered with RBI | | | | | | | | | | | | | | | | | | |
| c. Employee Trusts | | | | | | | | | | | | | | | | | | |
| d. Overseas Depositories (holding DRs) (balancing figure) | | | | | | | | | | | | | | | | | | |
| e. ANY OTHER | | 6 | 5400 | 0 | 0 | 5400 | 0.16 | 5400 | | 5400 | 0.16 | 0 | 0 | 0 | 0 | 0 | 0 | 0 |
| BODIES CORPORATE | | 0 | 0 | 0 | 0 | 0 | 0.00 | 0 | | 0 | 0.00 | 0 | 0 | 0 | 0 | 0 | 0 | 0 |
| NON RESIDENT INDIANS | | 0 | 0 | 0 | 0 | 0 | 0.00 | 0 | | 0 | 0.00 | 0 | 0 | 0 | 0 | 0 | 0 | 0 |
| Names: | | | | | | | | | | | | | | | | | | |
| CLEARING MEMBERS | | 1 | 400 | 0 | 0 | 400 | 0.01 | 400 | | 400 | 0.01 | 0 | 0 | 0 | 0 | 0 | 0 | 400 |
| HINDU UNDIVIDED FAMILIES | | 1 | 50 | 0 | 0 | 50 | 0.00 | 50 | | 50 | 0.00 | 0 | 0 | 0 | 0 | 0 | 0 | 50 |
| OTHERS | | 0 | 0 | 0 | 0 | 0 | 0.00 | 0 | | 0 | 0.00 | 0 | 0 | 0 | 0 | 0 | 0 | 0 |
| FOREIGN CORPORATE BODIES | | 0 | 0 | 0 | 0 | 0 | 0.00 | 0 | | 0 | 0.00 | 0 | 0 | 0 | 0 | 0 | 0 | 0 |
| ESOPs/ ESOS/ESPS EMPLOYEE SHARE HOLDERS | | 0 | 0 | 0 | 0 | 0 | 0.00 | 0 | | 0 | 0.00 | 0 | 0 | 0 | 0 | 0 | 0 | 0 |
| Sub-Total (B)(3) | | 4563 | 1154742 | 0 | 0 | 1154742 | 33.59 | 1154742 | | 1154742 | 33.59 | 0 | 0 | 0 | 0 | 0 | 0 | 285842 |
| Total Public Shareholding (B) = (B)(1)+(B)(2)+(B)(3) | | | | | | | | | | | | | | | | | | |

Details of the shareholders acting as persons in Concert including their Shareholding (No. and %):

Details of Shares which remain unclaimed may be given hear along with details such as number of shareholders, outstanding shares held in demat/unclaimed suspense account, voting rights which are frozen etc.




Table IV

Table IV - Statement showing shareholding pattern of the Non Promoter- Non Public shareholder

| Category & Name of the Shareholders (I) | PAN (II) | Nos. of Shareholder (III) | No. of fully paid up equity shares held (IV) | Partly paid-up equity shares held (V) | No. of shares underlying Depository Receipts (VI) | Total nos. shares held (VII = IV + V + VI) | Shareholding % calculated as per SCRR, 1957 As a % of (A+B+C2) (VIII) | Number of Voting Rights held in each class of securities (IX) | | | No. of Shares Underlying Outstanding convertible securities (including Warrants) (X) | Total Shareholding, as a % assuming full conversion of convertible securities (as a percentage of diluted share capital) | Number of Locked in shares (XII) | | Number of Shares pledged or otherwise encumbered (XIII) | | Number of equity shares held in dematerialized form (XIV) (Not applicable) |
|---|----------|---------------------------|--|---------------------------------------|---|--|---|---|---------|-------|--|--|----------------------------------|---------------------------------|---|---------------------------------|--|
| | | | | | | | | Class X | Class Y | Total | | | No.(a) | As a % of total Shares held (b) | No.(a) | As a % of total Shares held (b) | |
| | | | | | | | | | | | | | | | | | |
| 1. Custodian/DR Holder | | | | | | | | | | | | | | | | | |
| 2. Employee Benefit Trust (under SEBI (Share based Employee Benefit) Regulations, 2014) | | 0 | 0 | 0 | 0 | 0 | 0 | 0 | 0 | 0 | 0 | 0 | 0 | 0 | 0 | 0 | 0 |
| Total Non-Promoter- Non Public Shareholding (C)=(I)+(C2) | | 0 | 0 | 0 | 0 | 0 | 0 | 0 | 0 | 0 | 0 | 0 | 0 | 0 | 0 | 0 | 0 |



Table V - Statement showing foreign ownership limits

| Particular | Limits Utilized % | |
|---|-------------------|-------------------|
| | Approved Limits % | Limits Utilized % |
| As on shareholding date | 100 | 0 |
| As on the end of previous 1st quarter | 100 | 0 |
| As on the end of previous 2nd quarter | 100 | 0 |
| As on the end of previous 3rd quarter | 100 | 0 |
| As on the end of previous 4th quarter | 100 | 0 |
| Notes :- 1) "Approved Limits (%)" means the limit approved by Board of Directors / shareholders of the Listed entity. In case the listed entity has no Board approved limit, provide details of sectoral / statutory cap prescribed by Government / Regulatory Authorities 2) Details of Foreign ownership includes foreign ownership / investments as specified in Rule 2(s) of the Foreign Exchange Management (Non-debt Instruments) Rules, 2019, made under the Foreign Exchange Management Act, 1999. | | |

